

# Water Infrastructure Finance Authority of AZ

Affordable Funding  
Opportunities  
through  
**Arizona's State  
Revolving Fund**



# WIFA Topics to Cover

- 💧 Who we are and what we can fund
- 💧 Who can apply
- 💧 What funding and incentives WIFA offers to Arizona communities
- 💧 Other services WIFA provides



**Water Reclamation Facility**  
City of Casa Grande



# WIFA

- 💧 Water Infrastructure Finance Authority of Arizona
- 💧 Independent agency of the State
- 💧 Arizona's **Drinking Water** and **Clean Water** State Revolving Fund



*Maintain and improve water quality in Arizona by providing financial and technical assistance for basic water infrastructure.*

**Arizona's SRF**



# WIFA

- 💧 Provide **grants and loans** for drinking water and wastewater infrastructure throughout Arizona
- 💧 Committed to steering resources to communities with the greatest needs
- 💧 Over **\$1.8B** of investment in AZ's communities since **1992** (over 350 projects)



Wastewater



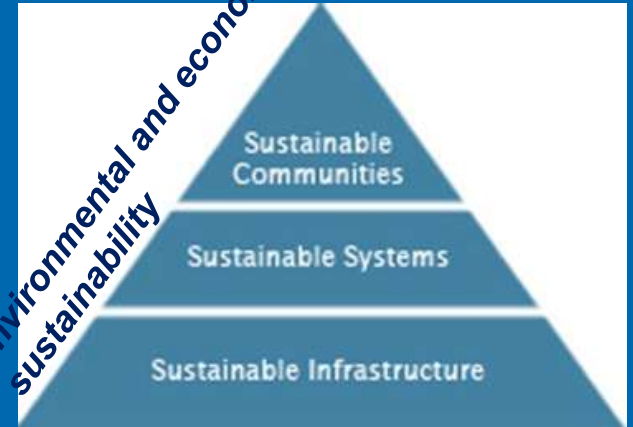
Drinking  
Water

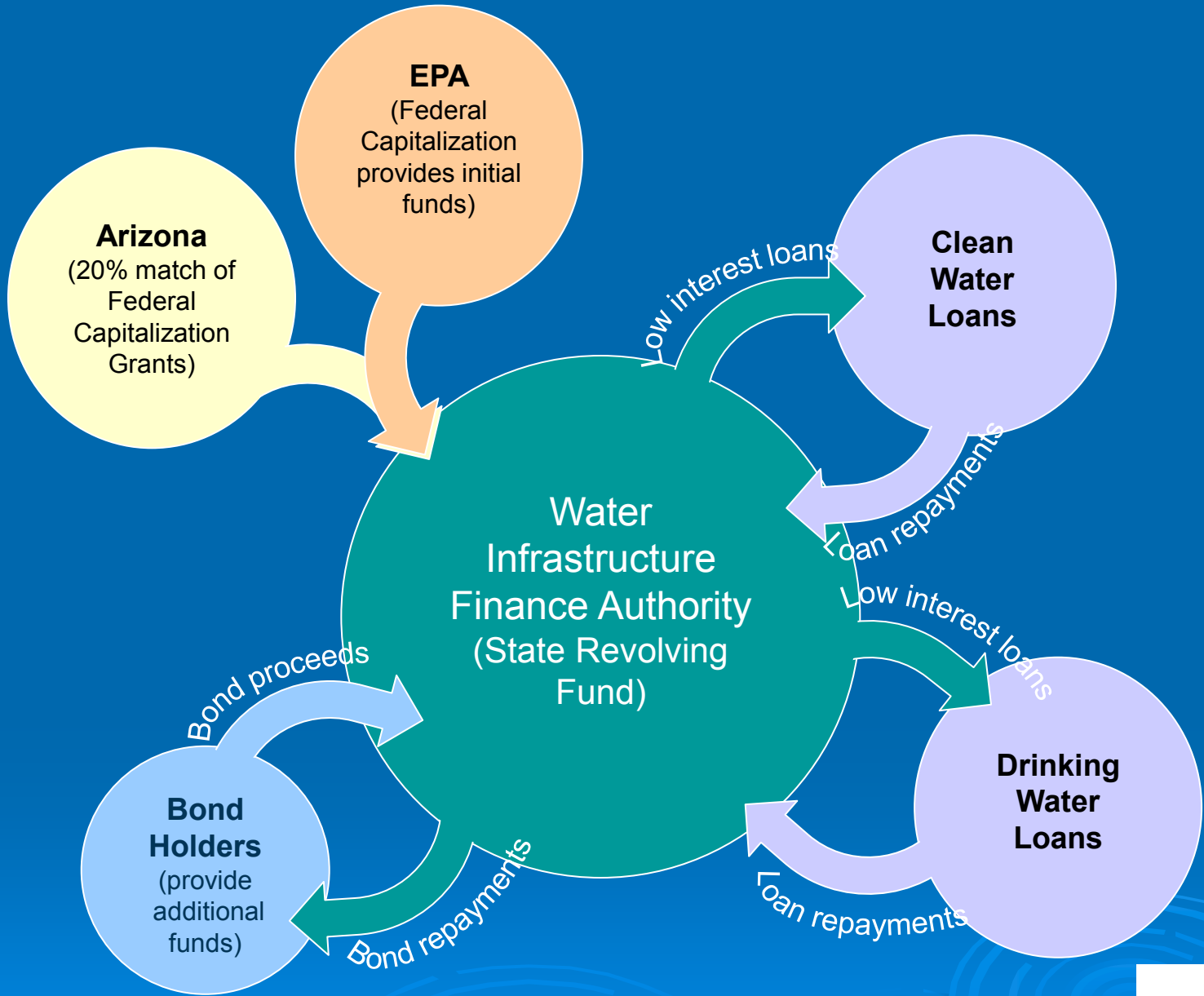


# WIFA

- 💧 Finance design, improvement, construction, acquisition
- 💧 Wastewater and drinking water projects
  - 💧 Loans: design and construction
  - 💧 Grants: planning and design

*Environmental and economic sustainability*





# Wide Variety of Eligible Projects



# Eligible Applicants

## Wastewater

- Publicly-owned wastewater facilities

## Drinking Water

- Publicly-owned
- Privately-owned if ACC-regulated

*Additional eligibility criteria for non-community systems*



# What does WIFA offer?

- 💧 **AAA credit rating** = low-interest financial assistance
- 💧 20-year loan term
- 💧 **All loans subsidized** (typically below market interest rates)
- 💧 Recent Rates -
  - 💧 2.8 - 3.5% range for public
  - 💧 4 - 4.5% range for private



**Planning + Investments = Reliability**  
*Ensure safe, reliable drinking water and proper wastewater treatment .*



# What does WIFA offer?

- 💧 No application deadlines - **financing available year-round**
- 💧 No application fees or closing costs
- 💧 **No minimum or maximum** loan amount



**Wastewater Collection System**  
Lake Havasu City

Smallest loan amount: \$2,968  
Largest loan amount: \$87.7M  
Largest multi-loan project: \$346M



# What does WIFA offer?

Special program for **design loans**

- 💧 1% interest rate
- 💧 Interest only payments for 3 years
- 💧 Principal is rolled into construction loan at end of 3 years



# What does WIFA offer?

## Green Project Reserve

- 💧 10% of EPA capitalization grant to WIFA must be directed to **Green Projects**
- 💧 Wastewater only, for now
- 💧 FY13 - \$954,000



Water Efficiency



Energy Efficiency



Environmentally Innovative



Green Stormwater Infrastructure



# What does WIFA offer?

## Green Project Reserve

### Financial Incentive

**Basis point discount** (reduction in Combined Interest and Fee Rate)



**Solar at Beardsley Water Reclamation  
Facility Operations Building  
City of Peoria**



# What does WIFA offer?



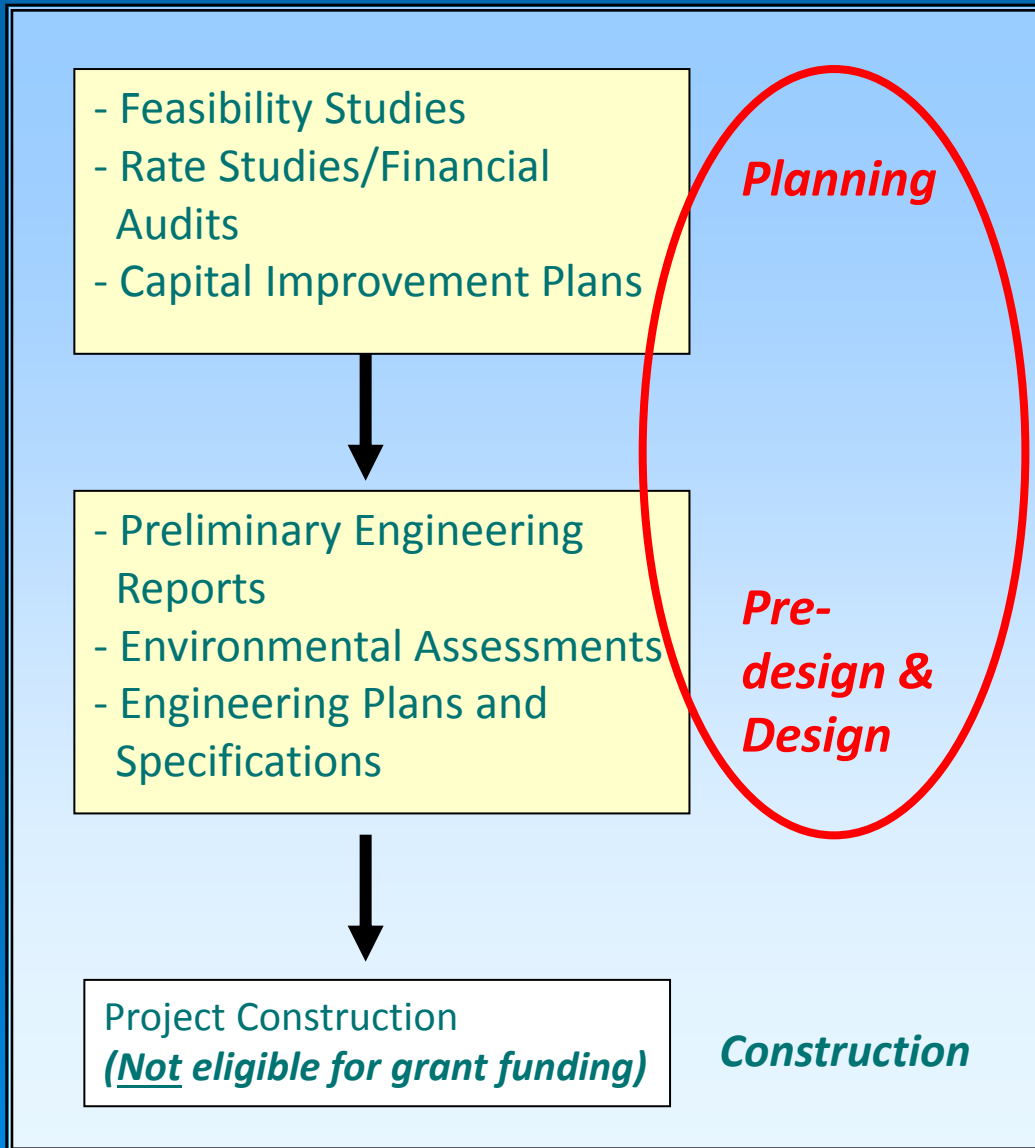
**Solar at Drinking Water Facility**  
City of Somerton

## Breaks for Disadvantaged Communities

- Longer loan term
- Reduced interest and fee rate
- Forgivable Principal



# What does WIFA offer?



## Planning and Design Grants

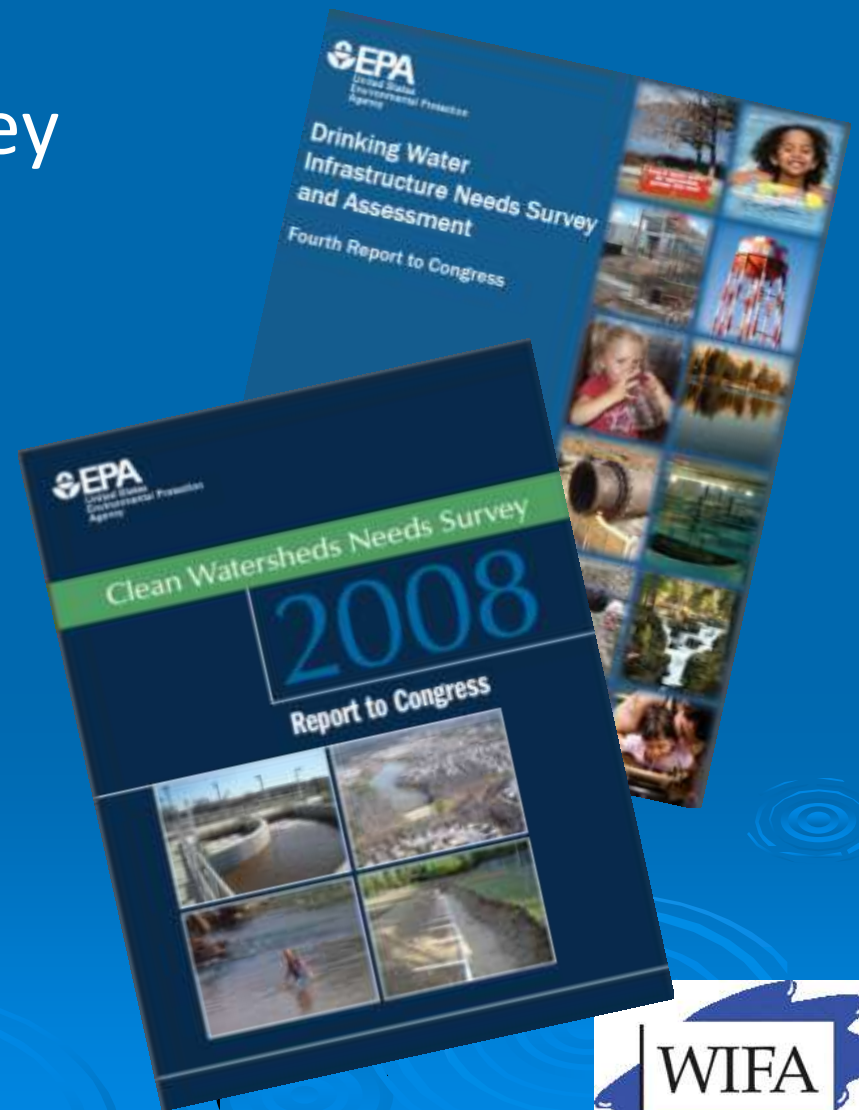
- Grants are for planning and design only - **no construction**
- Awards capped at \$35,000
- A local match is required



# Other WIFA Services

## Drinking Water Needs Survey Clean Watersheds Needs Survey

- 🟢 Every four years
- 🟢 Captures community infrastructure needs across the state for the next 20 years
- 🟢 Determines funding that State Revolving Fund receives



# Other WIFA Services

## Annual Residential Rate Survey

**ARIZONA WASTEWATER SYSTEMS - 2011**

Ownership	Usage	Monthly Charges - Varying Levels of Usage by Ownership		
		Average Monthly Charge	Highest Monthly Charge	Lowest Monthly Charge
Municipal	5,000 Gallons	\$26.23	\$62.02	\$7.75
	7,500 Gallons	\$28.87	\$62.02	\$9.63
	10,000 Gallons	\$31.66	\$67.96	\$10.00
Districts	5,000 Gallons	\$28.56		
	7,500 Gallons	\$30.43		
	10,000 Gallons	\$32.39		
Investors	5,000 Gallons	\$36.37		
	7,500 Gallons	\$37.57		
	10,000 Gallons	\$38.48		
Arizona Survey Total	5,000 Gallons	\$29.06		
	7,500 Gallons	\$31.21		
	10,000 Gallons	\$33.41		

**EXHIBIT A 2011 RESIDENTIAL RATE SURVEY STATISTICAL SUMMARY**

System	Usage	Comparison of 2010 - 2011 Survey Totals For Arizona Drinking Water Systems - Varying Levels of Usage			
		Average Monthly Charge	Median Monthly Charge	Highest Monthly Charge	Lowest Monthly Charge
Arizona Survey Total - 2011	5,000 Gallons	\$29.06	\$26.75	\$123.26	\$5.00
	7,500 Gallons	\$31.21	\$32.67	\$201.78	\$5.00
	10,000 Gallons	\$33.41	\$39.02	\$310.50	\$5.00
Arizona Survey Total - 2010	5,000 Gallons	\$29.06	\$26.75	\$123.26	\$5.00
	7,500 Gallons	\$31.21	\$32.67	\$201.78	\$5.00
	10,000 Gallons	\$33.41	\$39.02	\$310.50	\$5.00
Arizona Survey Total - 2009	5,000 Gallons	\$29.06	\$26.75	\$123.26	\$5.00
	7,500 Gallons	\$31.21	\$32.67	\$201.78	\$5.00
	10,000 Gallons	\$33.41	\$39.02	\$310.50	\$5.00

**EXHIBIT B 2011 RESIDENTIAL RATE SURVEY STATISTICAL SUMMARY**

System	Usage	Average Monthly Charge	Median Monthly Charge	Highest Monthly Charge	Lowest Monthly Charge
Arizona Survey Total - 2011	5,000 Gallons	\$29.06	\$26.75	\$123.26	\$5.00
Arizona Survey Total - 2011	7,500 Gallons	\$31.21	\$32.67	\$201.78	\$5.00
Arizona Survey Total - 2011	10,000 Gallons	\$33.41	\$39.02	\$310.50	\$5.00
Arizona Survey Total - 2010	5,000 Gallons	\$29.06	\$26.75	\$123.26	\$5.00
Arizona Survey Total - 2010	7,500 Gallons	\$31.21	\$32.67	\$201.78	\$5.00
Arizona Survey Total - 2010	10,000 Gallons	\$33.41	\$39.02	\$310.50	\$5.00
Arizona Survey Total - 2009	5,000 Gallons	\$29.06	\$26.75	\$123.26	\$5.00
Arizona Survey Total - 2009	7,500 Gallons	\$31.21	\$32.67	\$201.78	\$5.00
Arizona Survey Total - 2009	10,000 Gallons	\$33.41	\$39.02	\$310.50	\$5.00



**Get in Touch with  
Us!**

**Water Infrastructure  
Finance Authority of  
Arizona**

**(602) 364-1310**

**[www.azwifa.gov](http://www.azwifa.gov)**

